



# Masefield Primary School

Masefield Road, Little Lever, Bolton, BL3 1NG



Executive Headteacher  
Mrs. L. Whittaker

Head of School  
Mr. A. Done

RE: Spring 1 Curriculum

Dear Parents and Carers,

At Masefield, our curriculum design is focused on the knowledge and understanding of our pupils and their needs in order that all children achieve their full potential. Our school curriculum provides for academic achievement but places the role of developing spiritual, moral, cultural and social development at the heart of all we do with the ultimate aim of ensuring all pupils leave Masefield with the confidence and skills to become successful and independent lifelong learners who can make a positive contribution to our diverse and democratic society. The curriculum in its widest sense is used to enhance pupil experiences and give opportunities that pupils may not have access to outside of school.

Attached is an overview of the content studied in the Spring 1 term as well as the knowledge organisers which link to each unit. To understand fully what your child will be learning this term and be able to support your child at home, please take the time to read over these knowledge organisers.

Your child will also bring home this term's 'Home Learning Menu' today. This clearly explains the expectations for homework, as well as additional project-based learning you may wish to complete with your child to deepen their understanding of the learning taking place in class. Teachers at Masefield encourage all children to complete these projects and return them to school before the final Wednesday of the half term, when their home-learning projects will be showcased to their peers.

I would like to take this opportunity for your continued support in reinforcing the learning that takes place at Masefield.

*A. Done*

Mr A. Done

Head of School



01204 333714

office@masefield.bolton.sch.uk

www.masefield.bolton.sch.uk



# Year One – Spring 1

## Reading

Children will complete daily Read Write Inc Phonics. Please read daily with your child.

## English

This half term, Year One will explore traditional tales and stories with unfamiliar settings. We will be reading The Three Billy Goats Gruff, The Gingerbread Man & Handa's Surprise.

## Mathematics

This half term, Year One will explore Place Value within 20 and Addition & Subtraction within 20.

## Science

This half term, Year One will explore Animals including Humans. This falls under the strand of Biology.

## History

This half term, Year One will explore Adventurers and Explorers. They will learn about the key figures in History.

## Art and Design

This half term, Year One will explore Painting.

## Computing

This half term, Year One will explore Computer Science. The learning will recap on previous knowledge in preparation for Spring 2.

## PSHCE

This half term, Year One will explore Money Matters. We will be learning about how to look after and spend money.

## Physical Education

This half term, Year One will be learning about Gymnastics.

## Religious Education

This half term, Year One will explore 'Who is Jewish and how do they live?'

## Music

This half term, Year One will be performing 'A Sailor Went To Sea'. They will learn to develop pulse, pitch, movement and rhythm.

# Reading at Home

## Parent Advice



### How Can I Support My Child With Reading At Home?

Studies show that reading for pleasure makes a big difference to children's educational performance. The evidence suggests that children who read for enjoyment every day not only perform better in reading tests than those who don't, but also develop a broader vocabulary, increased general knowledge and a better understanding of other cultures. With the help of parents, children can learn how to read and can practise reading until they can read for their own enjoyment. Then they will have a whole world of information and knowledge at their fingertips! Below you will find some tips and advice on how you can help to support your child with reading at home.

### 10 top tips for parents to support children to read from the DfE

#### 1. Encourage your child to read

Reading helps your child's wellbeing, develops imagination and has educational benefits too. Just a few minutes a day can have a big impact on children of all ages.

#### 2. Read aloud regularly

Try to read to your child every day. It's a special time to snuggle up and enjoy a story. Stories matter and children love re-reading them and poring over the pictures. Try adding funny voices to bring characters to life.

#### 3. Encourage reading choice

Give children lots of opportunities to read different things in their own time - it doesn't just have to be books. There's fiction, non-fiction, poetry, comics, magazines, recipes and much more. Try leaving interesting reading material in different places around the home and see who picks it up.

#### 4. Read together

Choose a favourite time to read together as a family and enjoy it. This might be everyone reading the same book together, reading different things at the same time, or getting your children to read to each other. This time spent reading together can be relaxing for all.

#### 5. Create a comfortable environment

Make a calm, comfortable place for your family to relax and read independently - or together.

#### 6. Make use of your local library

Local libraries also offer brilliant online materials, including audiobooks and ebooks to borrow. See Libraries Connected for more digital library services and resources.

#### 7. Talk about books

This is a great way to make connections, develop understanding and make reading even more enjoyable. Start by discussing the front cover and talking about what it reveals and suggests the book could be about. Then talk about what you've been reading and share ideas. You could discuss something that happened that surprised you, or something new that you found out. You could talk about how the book makes you feel and whether it reminds you of anything.

#### 8. Bring reading to life

You could try cooking a recipe you've read together. Would you recommend it to a friend? Alternatively, play a game where you pretend to be the characters in a book, or discuss an interesting article you've read.

#### 9. Make reading active

Play games that involve making connections between pictures, objects and words, such as reading about an object and finding similar things in your home. You could organise treasure hunts related to what you're reading. Try creating your child's very own book by using photos from your day and adding captions.

#### 10. Engage your child in reading in a way that suits them

You know your child best and you'll know the best times for your child to read. If they have special educational needs and disabilities (SEND) then short, creative activities may be the way to get them most interested. If English is an additional language, encourage reading in a child's first language, as well as in English. What matters most is that they enjoy it.

### What difference can I make as a parent/carer?

You can make a **huge** difference. Sharing a book with your child allows you to share adventures and experiences in the safe world of the book. It allows you to ask questions, talk about what has happened and decide what you think together.

Here are some more helpful hints for reading with your child:

- Bring the characters to life – talk about the characters, the drawings and the events so that the story starts to come alive
- Don't be afraid to try different voices or try out your acting skills. Your child will enjoy your performance and appreciate the story even more
- Remember that your face says it all – so exaggerate your normal expression times three like a children's TV presenter: children will love it
- Turn off the television and concentrate on enjoying the book
- Try audio books that children can listen to on the car stereo, on computers or phones – this is a great way to build a child's understanding of stories and improve their listening skills
- Make books part of your family life – always have books around so that you and your children are ready to read whenever there's a chance
- Bedtime stories – regularly read with your child or children at bedtime. It's a great way to end the day and to spend valuable time with your child


# Year One: English

Knowledge Organiser



We will be reading...

## Traditional Tales



We will be writing sentences with...

co-ordinating conjunctions

The word **and** in a sentence can join two ideas together.

the pronoun I

The pronoun **I** replaces your name in a sentence. It always has a capital letter.

adjectives to describe

**Adjectives** are used to describe a noun.

We will be producing narratives...


Narratives should...

- Have a title
- Be written in the past tense
- Name the setting
- Have a main character
- Introduce a problem to be solved
- Explain how the problem was solved
- Include what happened to the main character at the end



# Year One: Maths

## Knowledge Organiser



We will be learning about...


Place Value

### Numbers to 20

1	2	3	4	5	6	7	8	9	10
one	two	three	four	five	six	seven	eight	nine	ten
11	12	13	14	15	16	17	18	19	20
eleven	twelve	thirteen	fourteen	fifteen	sixteen	seventeen	eighteen	nineteen	twenty

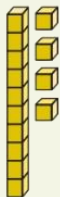
### Compare and Order Numbers

least



smallest

most



greatest

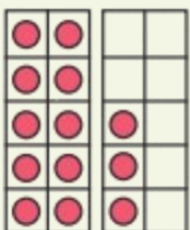
more



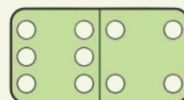
fewer



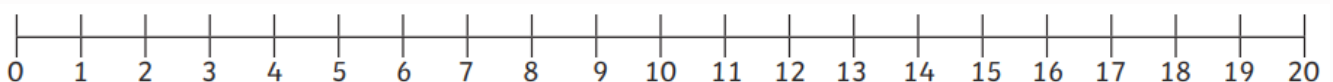
is equal to



is more than



is less than







# Year One: Animals including Humans Knowledge Organiser



## The Big Idea

Animals are a type of life which are found almost everywhere in the world. There are many different types, coming in many shapes and sizes. Some are wild, whilst others are domesticated and kept as pets or farmed.

### Steve Irwin



- 1962 – 2006.
- Known as the 'Crocodile Hunter'.
- He ran Australia Zoo with his family.
- He accidentally died in 2006, when a stingray's barb stabbed him in the heart.

### Animals

I know that there are different kinds of animals.



mammal



fish



bird



reptile



amphibian

### Senses

We have five senses.



### Diet

Carnivores eat meat. Herbivores eat plants.  
Omnivores eat both meat and plants.



## Vocabulary

mammal fish reptile bird amphibian human

# Year One: Explorers and Adventurers

## Knowledge Organiser



### The Big Idea



To know and recognise some famous explorers who have contributed to space and travel in the world we live today.

#### What is an explorer?

An explorer is someone who makes journeys to new places. They make records of their travels.



#### Who was Amelia Earhart?




Amelia Earhart is one of America's most well-known and adventurous pilots.

#### Who was Neil Armstrong?

Neil Armstrong was the first man to walk on the moon.



#### Who is Sir Ranulph Fiennes?



Ranulph Fiennes is a British explorer who is attempting a new record-breaking challenge to raise money for charity.

#### Who was Ernest Shackleton?

Ernest Shackleton wanted to be first man to reach the South Pole.



### Vocabulary

historian explorer biography pilot astronaut NASA

# Year One: Painting

## Knowledge Organiser



### The Big Idea

An important contributor to the pop art movement of the 1960s, David Hockney is considered one of the most influential British artists of the 20th century.

### Vocabulary

primary colours

secondary colours

fine

thick

### Research the Artist

**David Hockney**  
Pop Artist



- Born on 9th July 1937 in Bradford, England.
- He completed a series of painting in acrylics of swimming pools.
- Hockney is an avid user of the Brushes iPhone app. He uses it to draw portraits and send them to friends.
- His paintings sell for millions of dollars.

### Primary and Secondary Colours

The primary colours are blue, yellow and red.



The secondary colours are purple, orange and green.



### Brush Theory

**Thick** brushes are used to cover large areas.

**Fine** brushes are used to add details.







# Year One: Money Matters


## Knowledge Organiser



### The Big Idea

It is important that we spend our money wisely!

#### Our Linked Text



#### Saving

We can save money to buy things that we want or need.



#### Banks



We can keep our money safe by putting it in a bank.

### Wants and Needs



### Vocabulary

spending    saving    want    need    safe    shopping

# Year One: Who is Jewish and how do they live?

Knowledge Organiser



## The Big Idea

Jewish people have many items in their homes which help them show that they follow the Jewish faith.

What is precious to Jewish people?

The Star of David is a special symbol for Jewish people.



A mezuzah is a small box on a doorframe with special words from the Torah that remind Jewish people to love and follow God.

How and why do Jews celebrate Shabbat?

Shabbat is the Jewish day of rest.



What stories do Jewish people tell from the Torah?



The Torah is in precious scrolls that contain the holy text for Jewish people. It is written in Hebrew.

What might the story of Chanukah make Jewish people think about?

The story of Chanukah reminds Jews of how, with courage and faith, they protected their beliefs and saw a tiny bit of oil last for eight special days.



## Vocabulary

torah    Jewish    mezuzah    shabbat    Star of David    Chanukah